

IMPACT OF ODF LEAGUE TABLE IN THE NORTHERN REGION

NATIONAL STOCK TAKING
FORUM- 2018

17TH JULY,2018
NODA HOTEL –KUMASI



INTRODUCTION

- For effective delivery and improvement in the basic sanitation levels of communities in the region, MMDAs together with development partners pledged to end open defecation in the region by December, 2019.
- The Regional Coordinating Council and RICCs instituted the ODF League table in 2016 which is the first of its kind to assess MMDAs performance in relation to ending Open defecation in the DISTRICTS
- The Open Defecation Free (ODF) League Table is bi-annual WASH technical assessment and ranking of performance of MMDAs' in fighting open defecation in their districts.
- The first ODF league table was launched in June, 2016, the 2nd odf league table was launched in December 2016 and the 3rd ODF league table was launched in July 2017 of which indicators used in analyzing the districts where improved and updated.

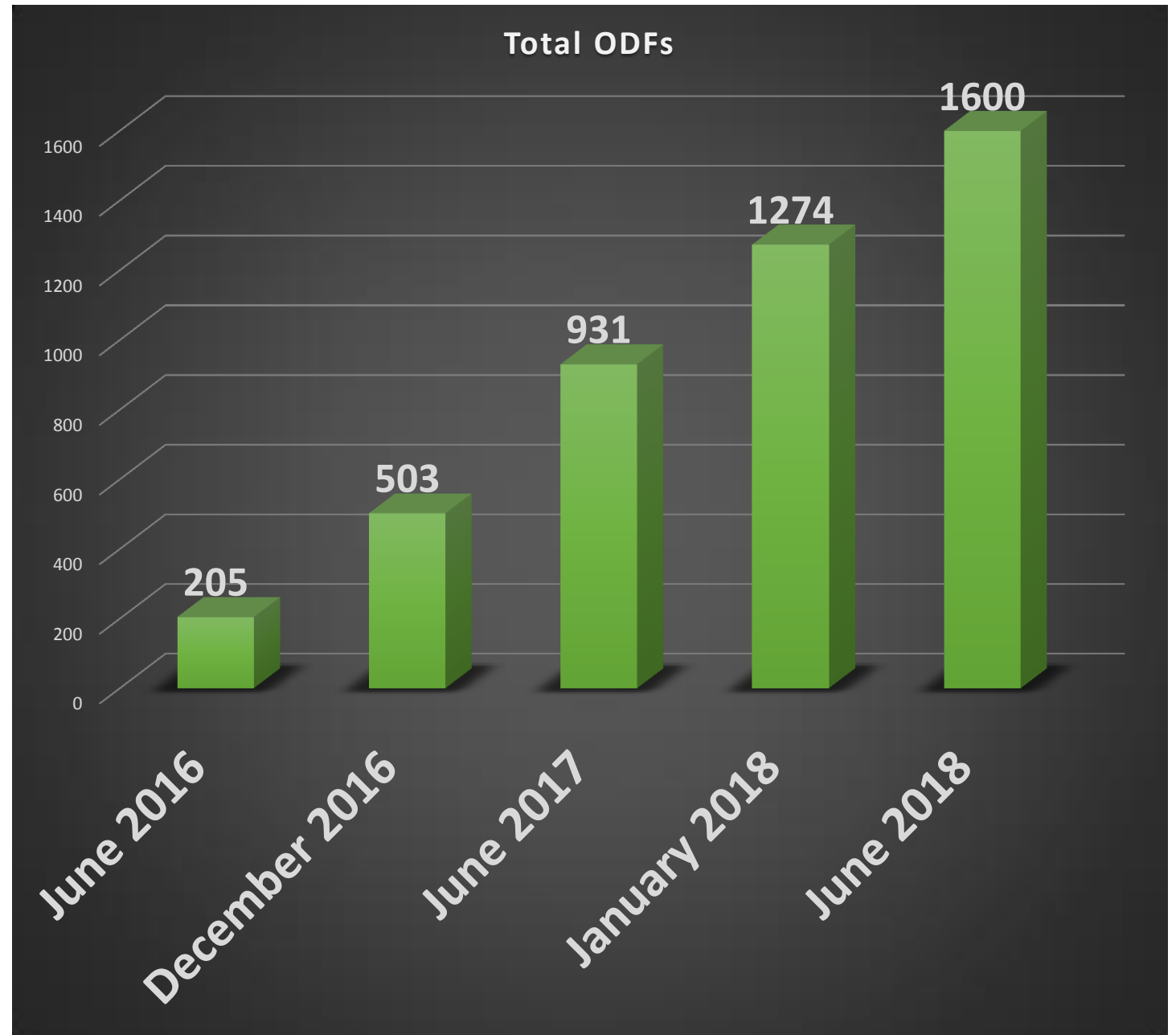
How far we have travelled.....

Top 5 Districts

- Mion,
- Tatale-Sanguli,
- East Mamprusi and
- Karaga districts

Last 5 MMDAs

- Tamale,
- Sagnarigu,
- North Gonja
- Mamprugu Moaguduri



Objectives OF THE ODF LEAGUE TABLE

- Create positive competition among MMDAs in the region in fighting open defaecation
- Facilitate MMDAs to implement CLTS as a government policy and programme and not as donor projects
- Facilitate MMDAs to own and support the CLTS process for sustainability with the imminent reduction/withdrawal of donor funds due to middle income status
- Facilitate MMDAs to efficiently use donor funds for CLTS
- Facilitate MMDAs to reduce dependence on donor funds
- Celebrate MMDAs making giant strides to end open defaecation in their districts
- Trigger MMDCEs, MMDCDs, Religious Leaders, Traditional Leaders, Assembly Members and all district stakeholders to support the fight against open defaecation in their districts
- Facilitate MMDAs to lead by example in provision of adequate WASH facilities in the Assembly premises to prevent open defaecation in and around the Assembly
- Create a buzz/discussion around the subject of Open Defaecation in the media and in households

Methodology

- Spot checks
- observation
- interviews
- field visits
- focus group meeting



DEVELOPMENT /IMPLEMENTING PARTNERS





GOVERNMENT OF GHANA/RCC
EHSU, CWSA, RPCU,
Community Development ,
SHEP

RICCS

DEVELOPMENT PARTNERS
UNICEF, USAID-RING

IMPLEMENTING PARTNERS
IDE, Global Communities
APDO, WUZDA, NewEnergy,
SPRING, SNV, WVI, WATER IS
LIFE, SIRDA, CRS, WATER AID,
CCFC, UDS, SoH, IDE etc



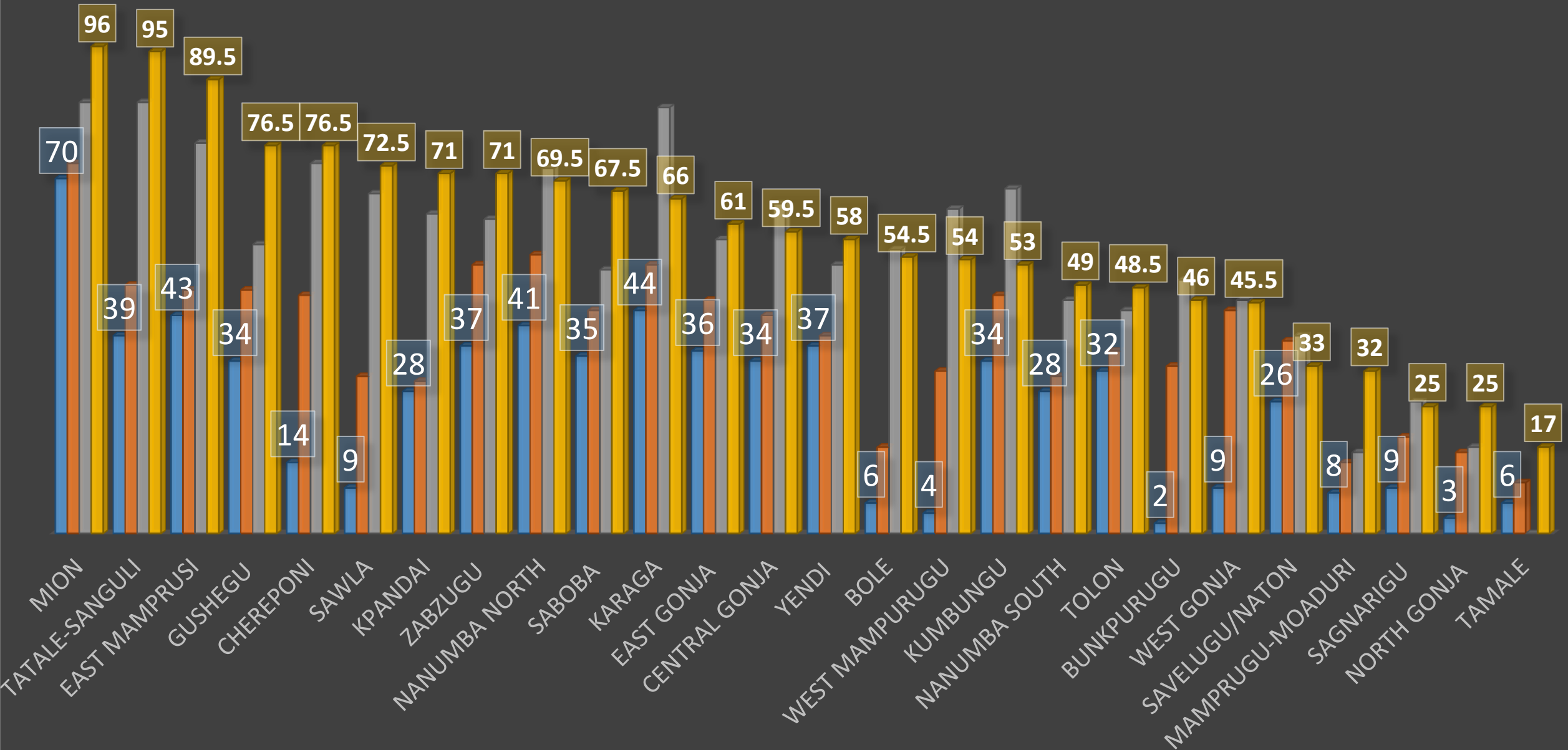
Assessment indicators and Variables

Indicators	Score	Means of verification
Percentage of Household Toilet coverage Facilities Total Population and Total Number of Households per District Total no. of Household Toilets per District	15	ESICOME(REHU), 2010 Population and housing Census
Total Number of Certified ODF Communities per District as a percentage Total number of Toilets, Hand washing facilities and related score, sustainability of ODF communities	65	RICCs Reports, verification reports, REHSU reports, 3 rd party assessment, spot checks, re-verification reports
District Ownership / commitment Financial commitment to CLTS activities, Knowledge of DCD/DCE on CLTS in the region, BaSIS uptake	15	Pay vouchers, Memos, data on basis
Absence of open defecation around the	5	Observations in and around Districts facilities

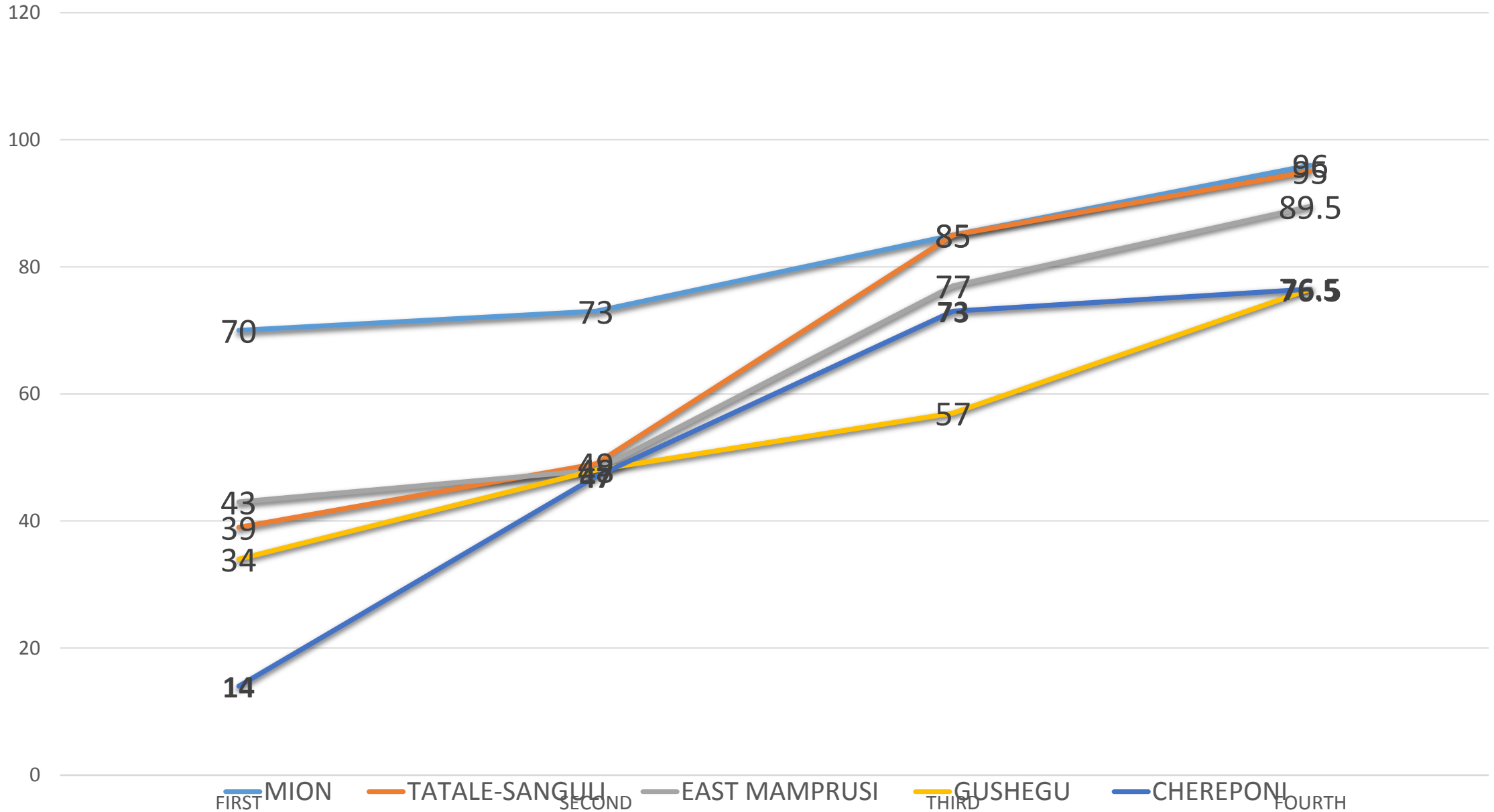
NOTE: the indicators and checklist are shared with all MMDAs before the assessment

26 MMDA ODF performance

FIRST SECOND THIRD FOURTH



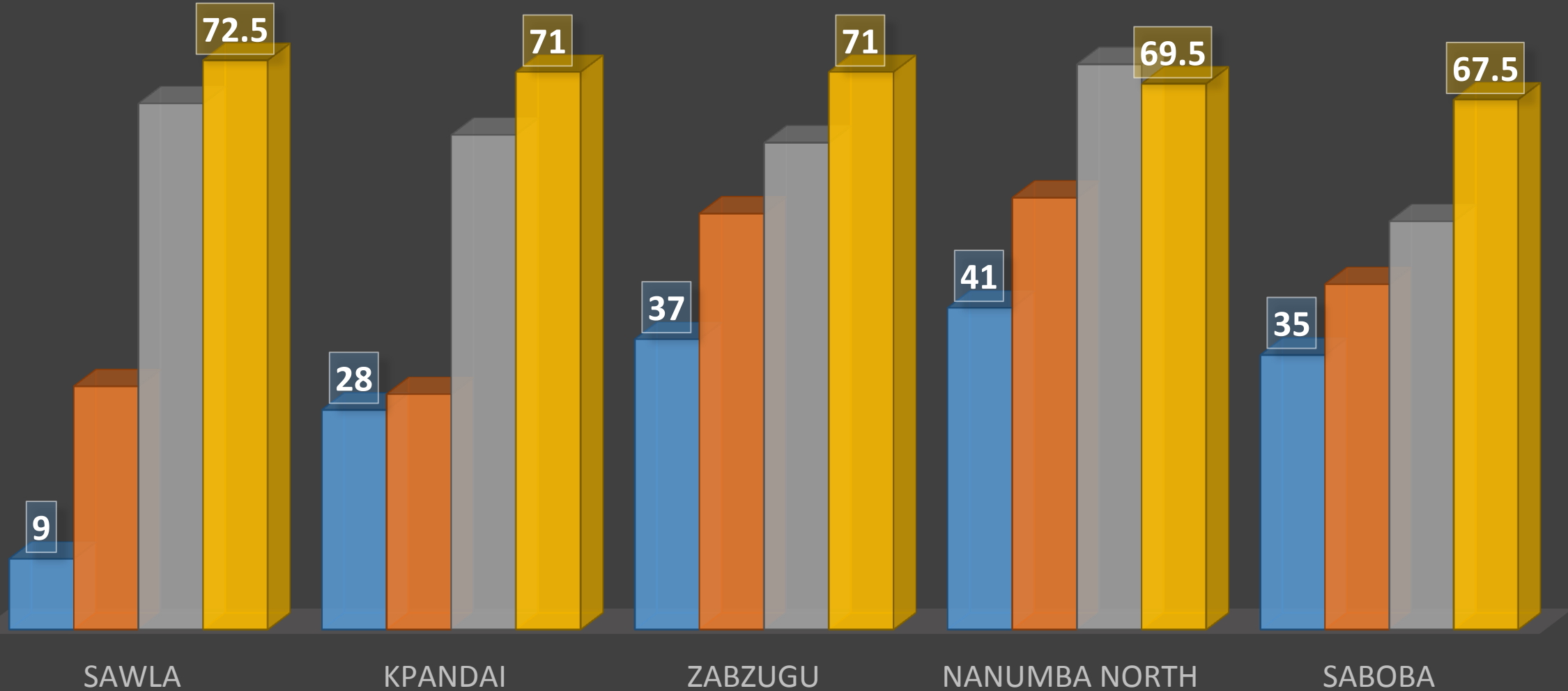
Top 5 Districts



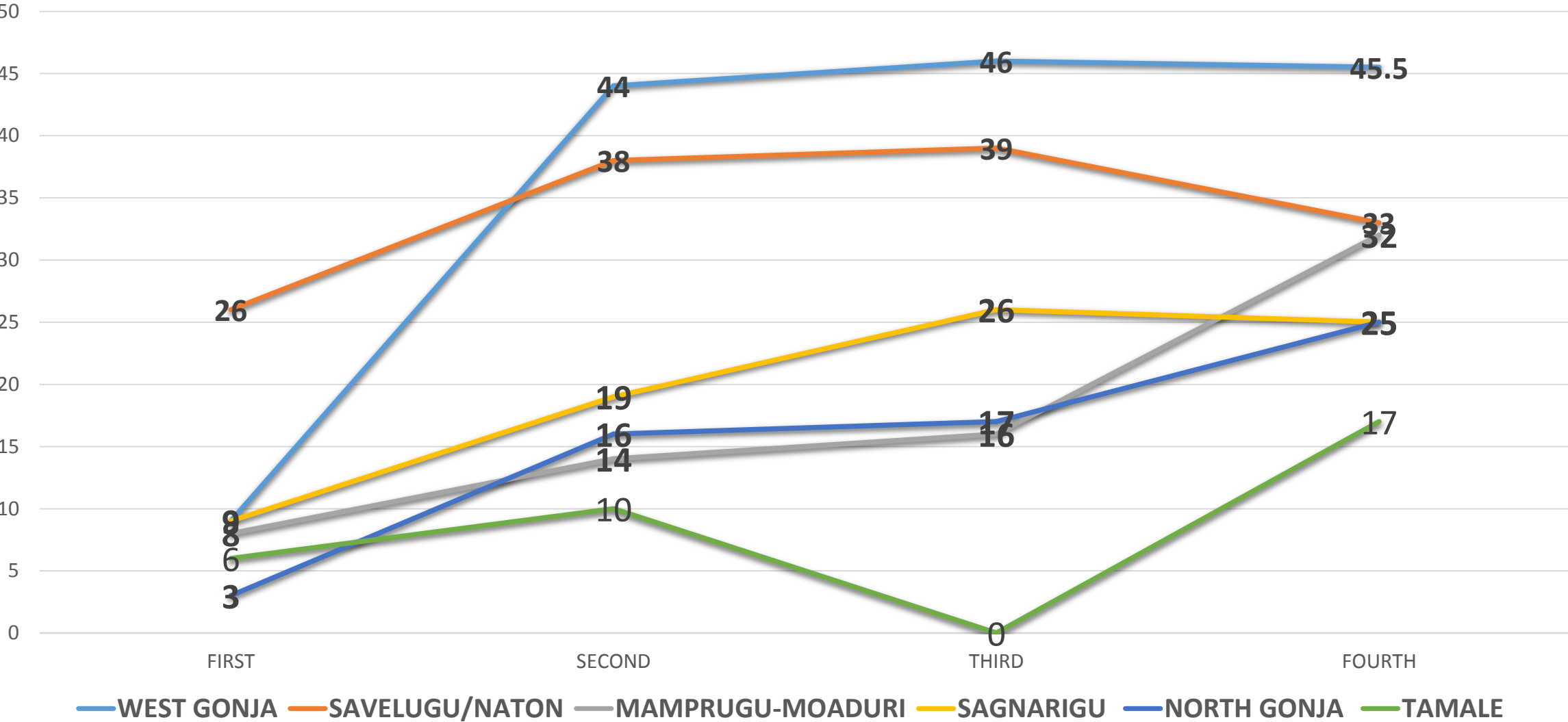
2ND TOP 5 DISTRICTS

CHART TITLE

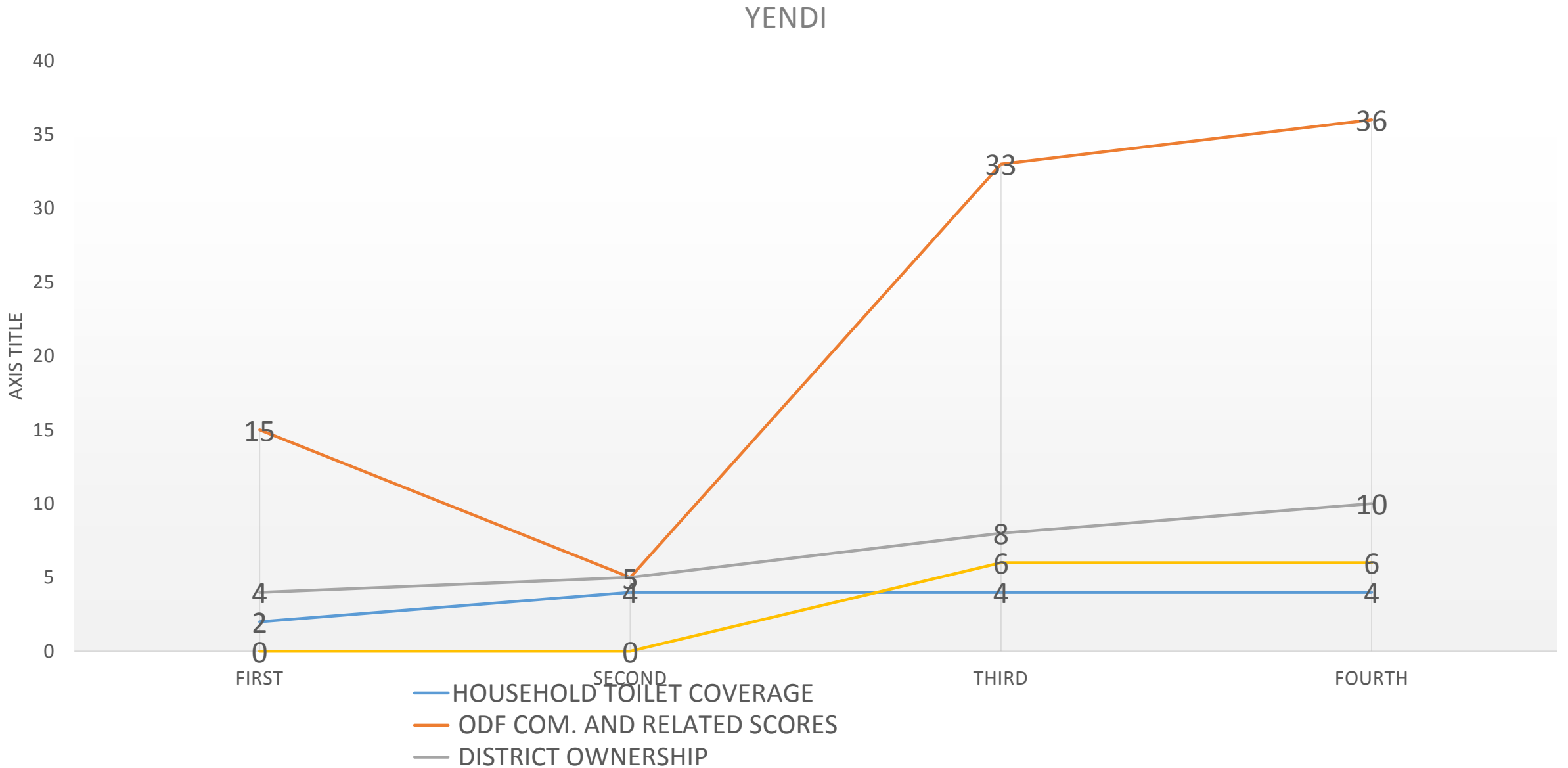
FIRST SECOND THIRD FOURTH



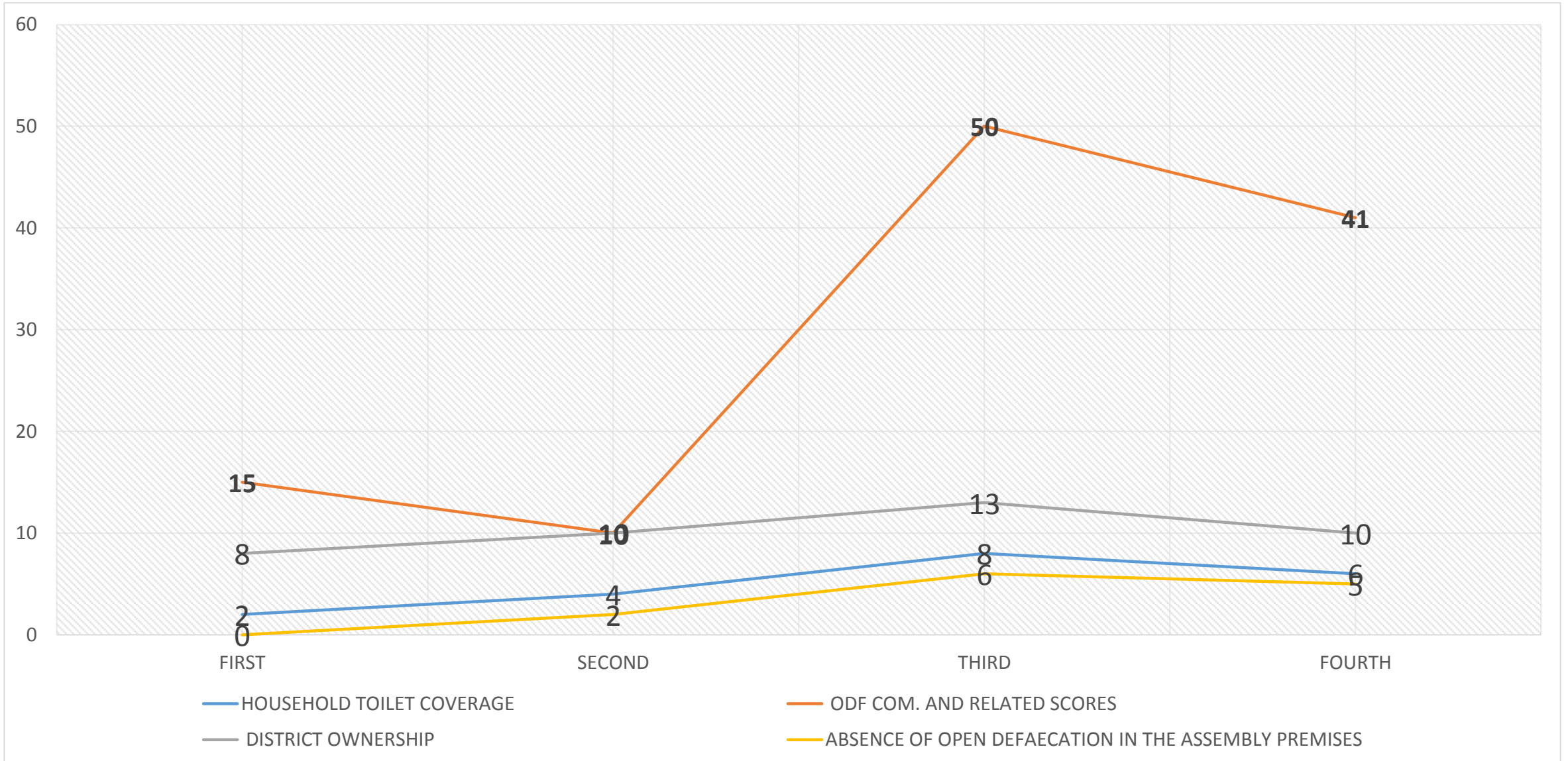
Last 5 MMDAs on the league Table



YENDI Municipal's performance

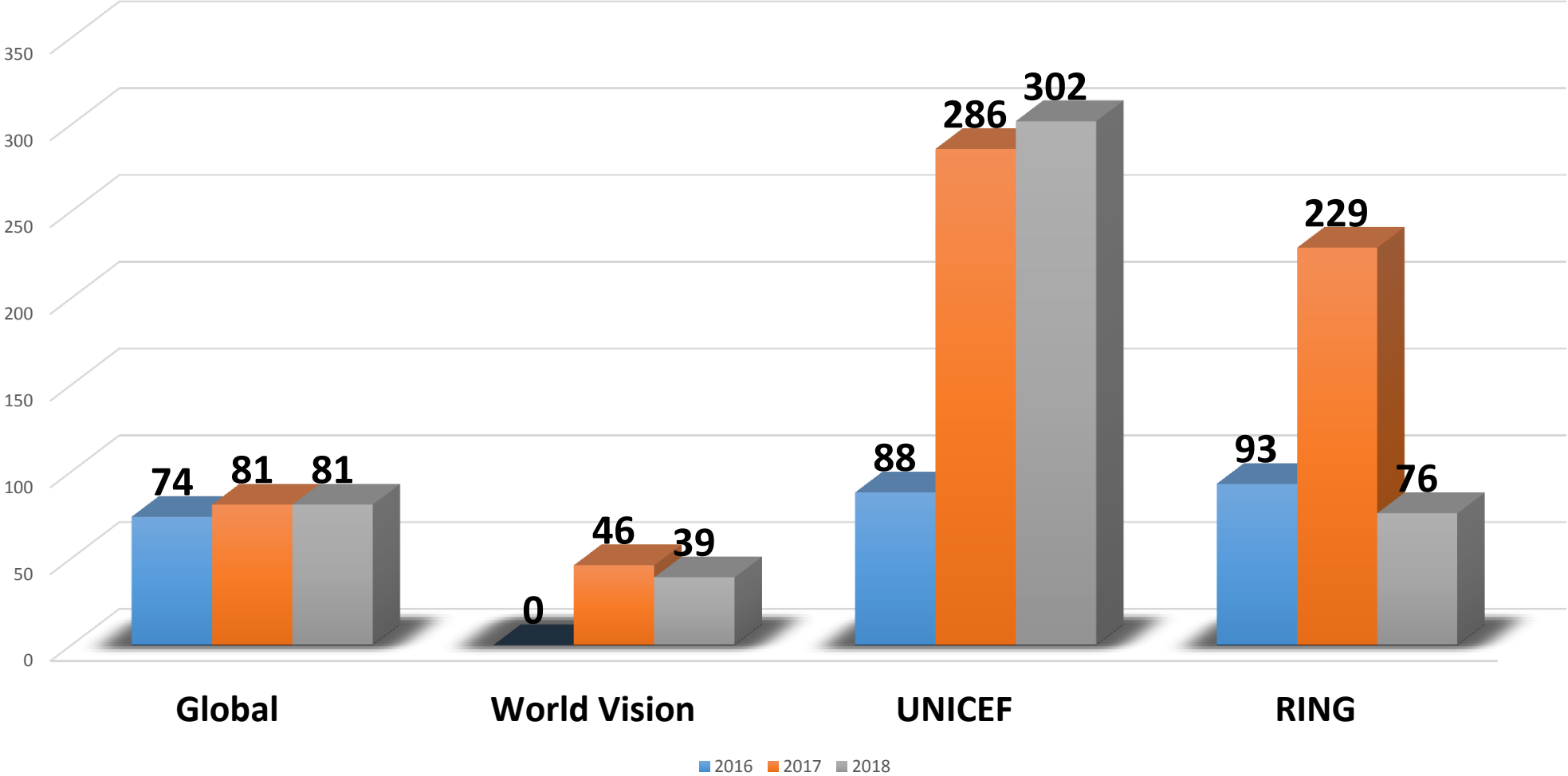


Karaga District's Performance



Highlight of Partner level achievement

Donor Level ODF achievement



FACTORS ACCOUNTING FOR THE DISTRICT PERFORMANCE

Administration/Partner level

- Good leadership of REHSU -Persistent in delivering results
- District's Core Team (Dce/Dcd/Planning Officers, Finance) Support The Implementation Process
- REHSU Continuous Efforts In The Orientation Of All DCES And DcDs
- RICCS Full Support In The Implementation And Institution Of The ODF League Table
- Supportive media
- UNICEF and Ring Continuous Financial Commitment In Ensuring The ODF League Table Is Organised As Planned
- Monitoring At All Levels; Regional Ehsu, Riccs, CSO Levels, And Donors

Field level

- Implementation of RBF by donor partners and subsequently used by field officers
- The presence of District Resource Persons in 16 MMDAs in the region has contributed remarkably in the performance
- Regular DICCs and DFT review meetings on strategies and facilitation
- Sectionalising bigger communities to smaller units at the implementation phases
- DA institution of electoral area level league tables- competition among assembly members

Emerging Issues or OVER ALL IMPACT

- Media houses in the region continue to disseminate information on the subject of Open Defaecation
- MMDAs are conscious and take actions to combat OD in their geographical eg. Records indicate a general increase in the progress in all the 26 MMDAs in the region
- The ODF league table has contributed in sustaining ODF communities and harmonized approaches used by partner organisation
- Latrine uptake very encouraging thus Community self actions and ownership of household latrines becoming more common in the region
- Effective collaboration and coordination in the delivery of RICCS activities
- Sanitation has become a priority issue in the region as a whole
- Institution of School ODF League Table with current focus in all 50 Public SHS in the northern region- **to be launched in September, 2018**

Implications of the ODF league Table on Partner Organisations

- Harmonised approaches adopted and implemented in the area of CLTS by partners
- Partner level targets in relation to ODF achievement has steadily increased
- Partners' resort to the NRCC/REHU/RICCs for redress of emerging challenges in their implementation

CONCLUSION

The main objective of creating positive competition among MMDAs to speed up efforts in achieving district wide ODFs have guided the team to be fair and just in their rankings.

“WITH FOCUS AND DETERMINATION WE BELIEVE IT IS POSSIBLE”